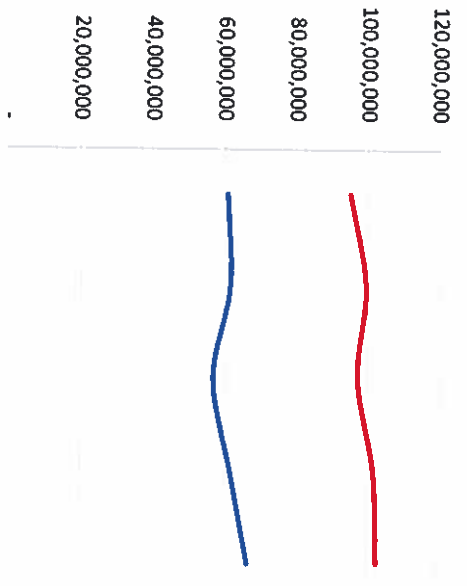


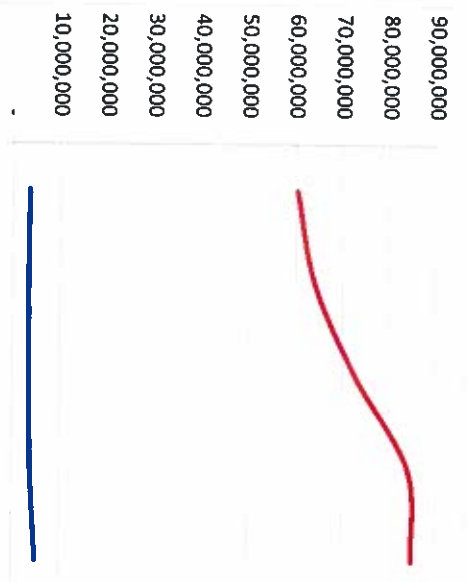
CITIZEN'S GUIDE TO LOCAL UNIT FINANCES - City of Southgate (82-2-270)

OTHER LONG TERM OBLIGATIONS

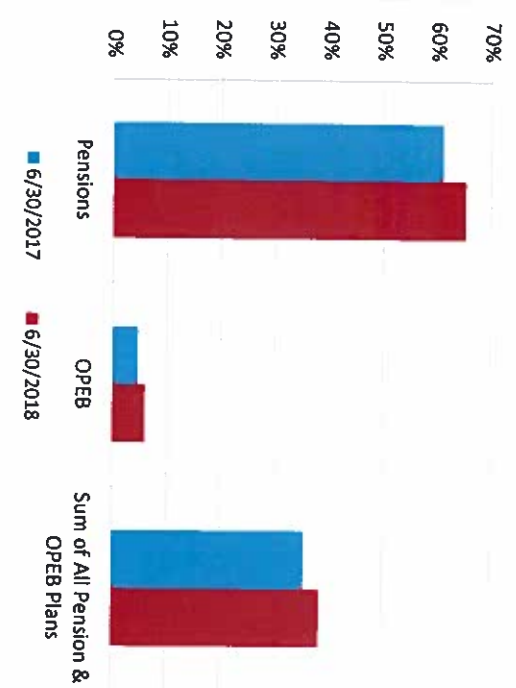
1. Pension funding status



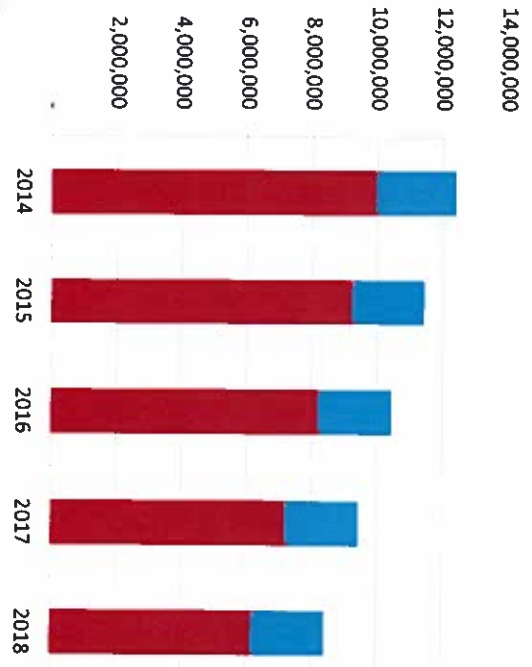
2. Retiree Health care funding status



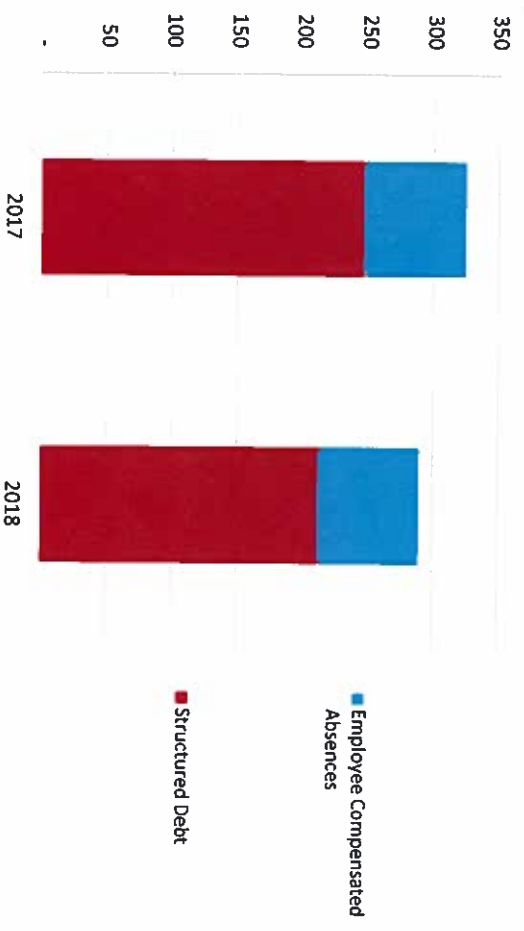
3. Percent funded - compared to the prior year



4. Long Term Debt obligations:



5. Debt & other long term obligations per capita - compared to the prior year



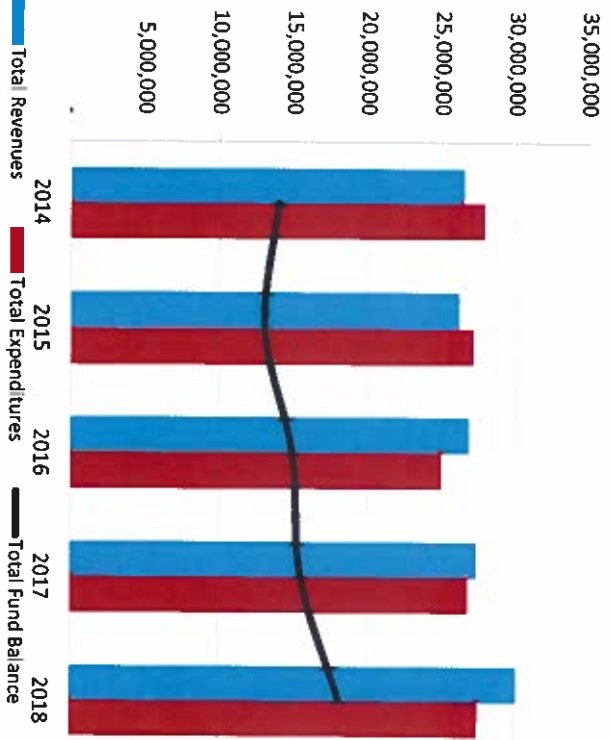
Commentary:

For more information on our unit's finances, contact David Angileri at (734) 258-3017.

CITIZEN'S GUIDE TO LOCAL UNIT FINANCES - City of Southgate (82-2-270)

FINANCIAL POSITION


1. How have we managed our governmental fund resources (fund balance)?



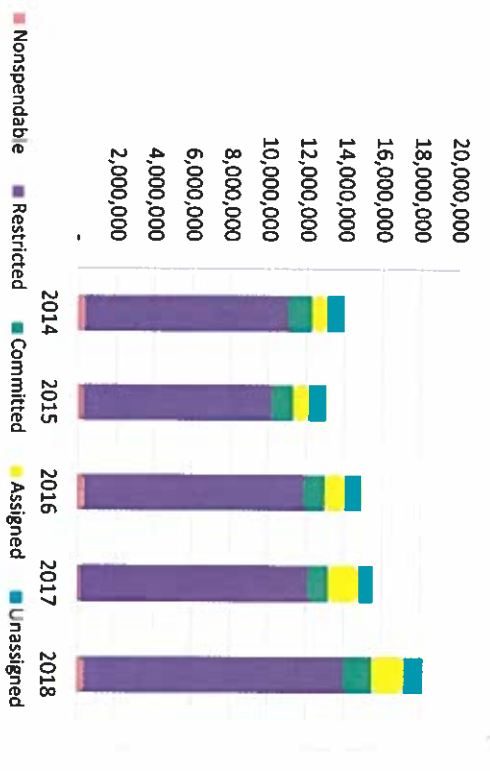
2. Compared to the prior year

	2017	2018	% change
Revenue	27,401,773	30,118,649	9.91%
Expenditures	26,807,547	27,489,814	2.55%
Surplus (shortfall)	594,226	2,628,835	342.40%
Fund balance, by component:			
Nonspendable	222,085	365,043	64.37%
Restricted	11,903,673	13,629,027	14.49%
Committed	1,057,057	1,510,305	42.88%
Assigned	1,603,337	1,678,572	4.69%
Unassigned	749,516	981,556	30.96%
total fund balance	15,535,668	18,164,503	16.92%

3. Fund balance per capita - compared to the prior year



4. Historical trends of individual components



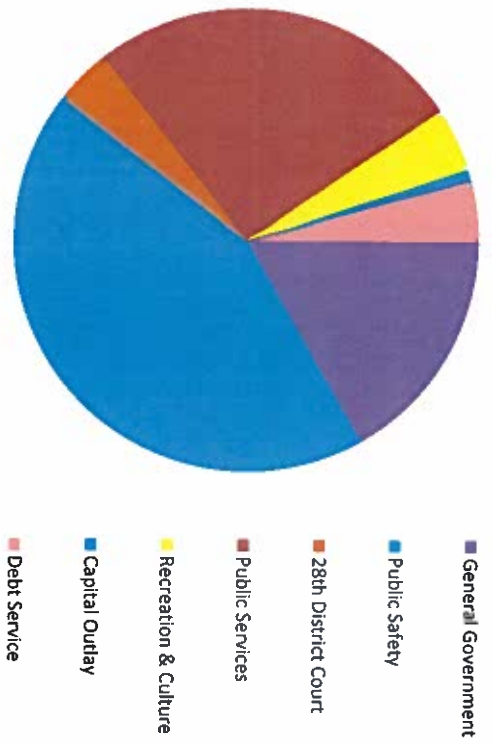
Commentary:

For more information on our unit's finances, contact David Angleri at (734) 258-3017.

CITIZEN'S GUIDE TO LOCAL UNIT FINANCES - City of Southgate (82-2-270)

EXPENDITURES

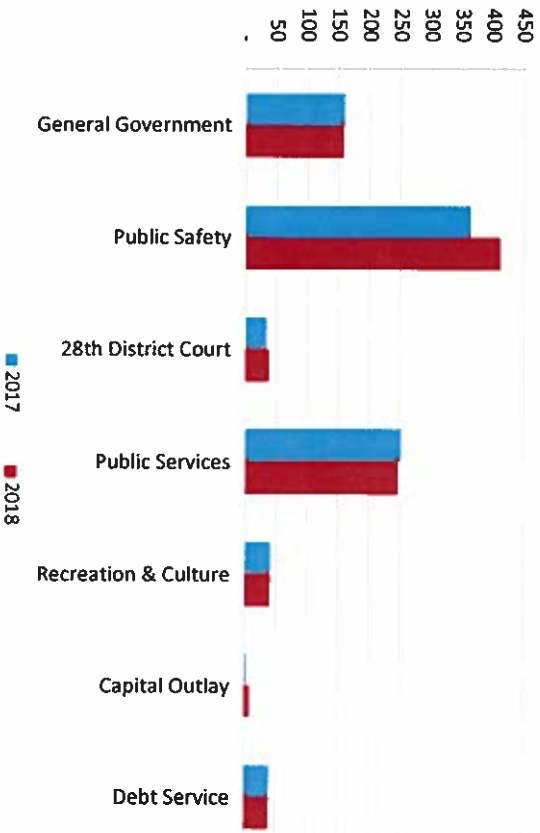
1. Where we spend our money (all governmental funds)



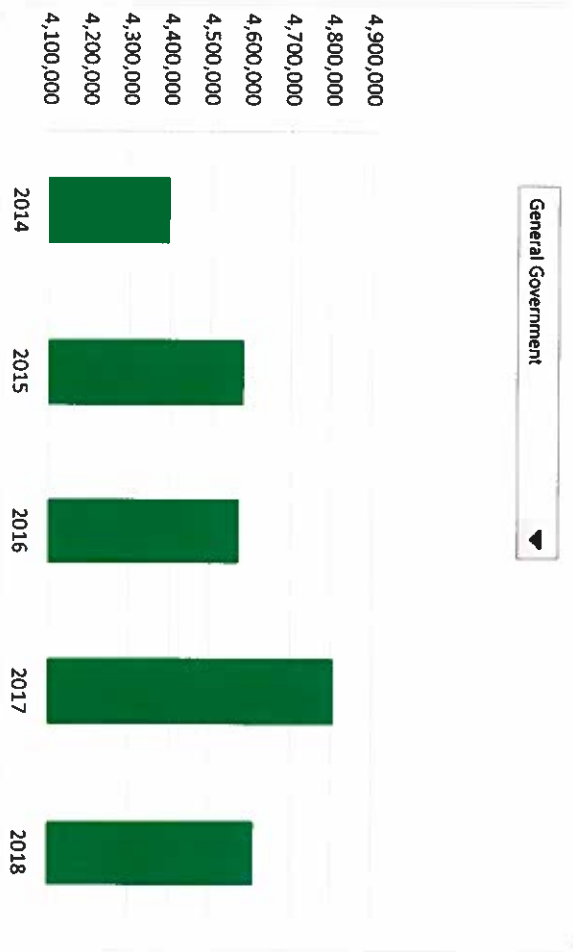
2. Compared to the prior year

	2017	2018	% change
General Government	\$ 4,807,138	\$ 4,610,084	-4.10%
Public Safety	10,926,392	11,990,505	9.74%
28th District Court	1,020,903	1,098,138	7.57%
Public Services	7,558,537	7,212,044	-4.58%
Other Public Works	-	-	N/A
Health & Welfare	-	-	N/A
Community/Econ. Development	-	-	N/A
Recreation & Culture	1,223,841	1,196,446	-2.24%
Capital Outlay	74,966	234,182	212.38%
Debt Service	1,195,770	1,148,415	-3.96%
Net Interfund transfers	-	-	N/A
Total Expenditures	\$ 26,807,547	\$ 27,489,814	2.55%

3. Spending per capita - compared to the prior year



4. Historical trends of individual departments:

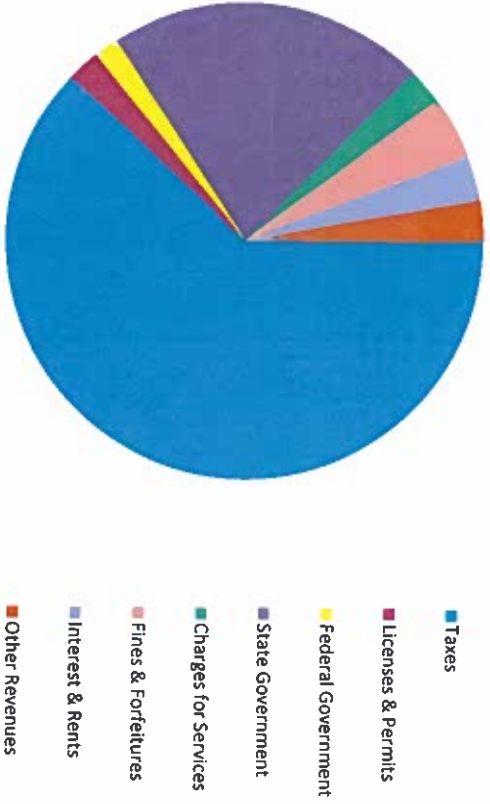


Commentary:

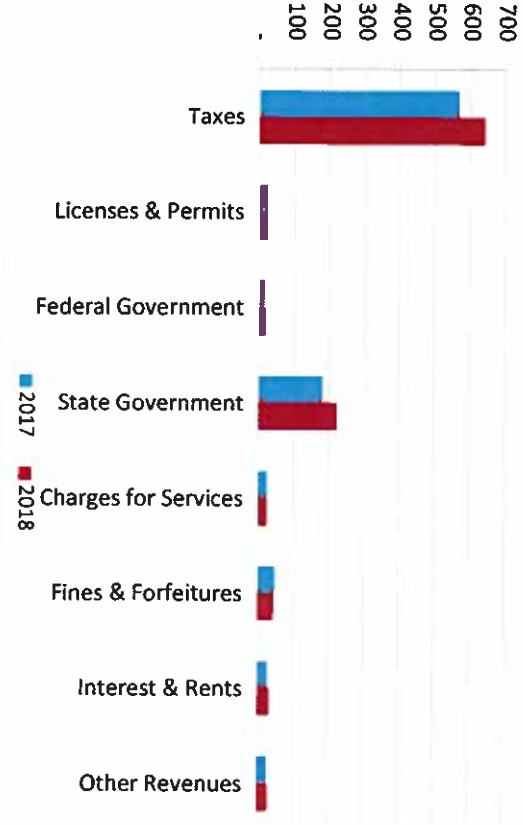
For more information on our unit's finances, contact David Anglieri at (734) 258-3017.

CITIZEN'S GUIDE TO LOCAL UNIT FINANCES - City of Southgate (82-2-2770)

1. Where our money comes from (all governmental funds)



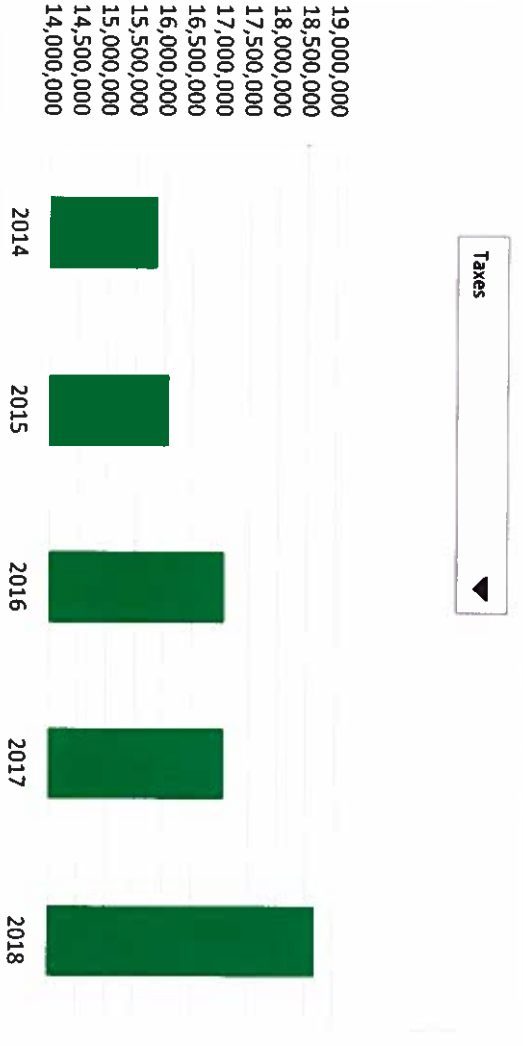
3. Revenue sources per capita - compared to the prior year



2. Compared to the prior year

	2017	2018	% change
Taxes	\$ 17,078,666	\$ 18,669,395	9.31%
Licenses & Permits	657,232	658,645	0.21%
Federal Government	420,357	504,477	20.01%
State Government	5,456,406	6,483,273	18.82%
Sale of Debt or Assets	-	-	N/A
Charges for Services	739,207	726,413	-1.73%
Fines & Forfeitures	1,426,552	1,299,924	-8.88%
Interest & Rents	837,002	936,803	11.92%
Other Revenues	786,351	839,719	6.79%
Total Revenues	\$ 27,401,773	\$ 30,118,649	9.91%

4. Historical trends of individual sources



Commentary:

For more information on our unit's finances, contact David Anglieri at (734) 258-3017.

REVENUES