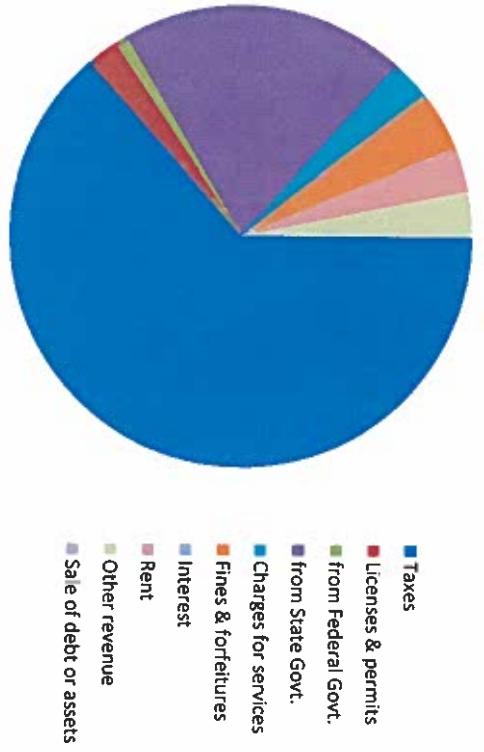


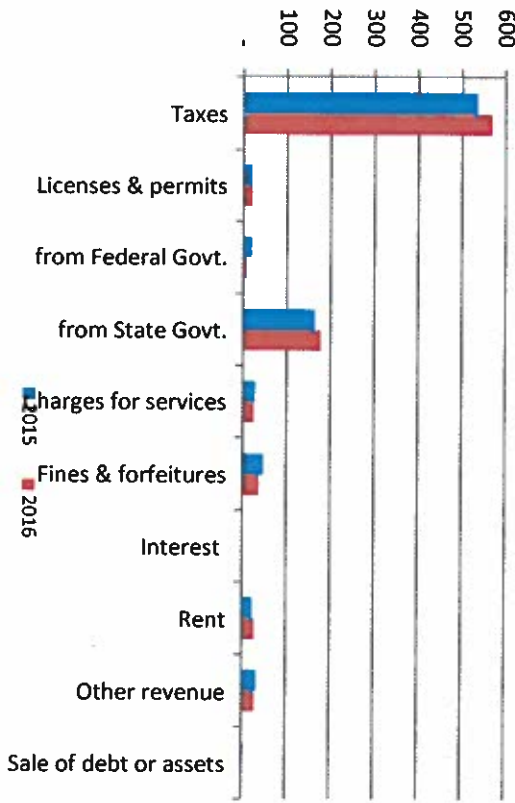
CITIZENS' GUIDE TO LOCAL UNIT FINANCES - City of Southgate

REVENUES

1. Where our money comes from (all governmental funds)



3. Revenue sources per capita - compared to the prior year

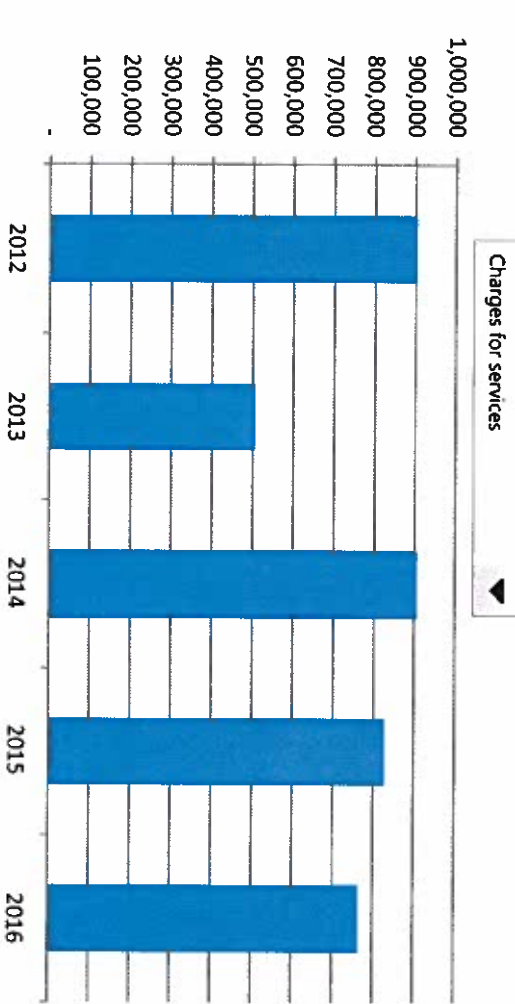


Commentary:

2. Compared to the prior year

	2015	2016	% change
Taxes	\$ 16,075,661	\$ 17,060,578	6%
Licenses & permits	546,084	599,739	10%
from Federal Govt.	539,249	230,422	-57%
from State Govt.	4,929,801	5,366,842	9%
Charges for services	827,642	763,768	-8%
Fines & forfeitures	1,420,495	1,146,342	-19%
Interest & rent	5,187	13,528	161%
Other revenue	1,016,985	850,031	-16%
	<u>\$ 25,493,733</u>	<u>\$ 26,031,250</u>	2%

4. Historical trends of individual sources

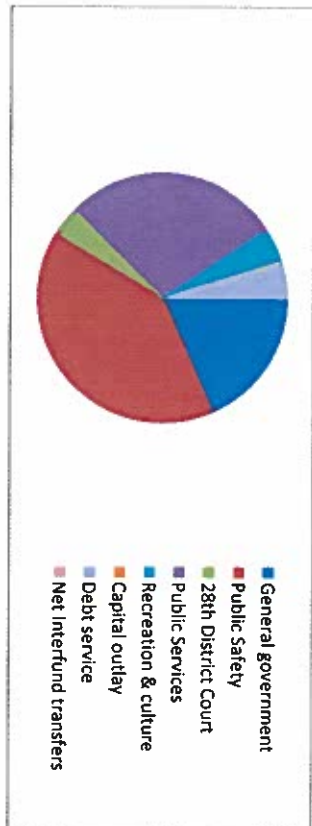


For more information on our unit's finances, contact David Angleri at (734) 258-3017.

CITIZENS' GUIDE TO LOCAL UNIT FINANCES - City of Southgate

EXPENDITURES

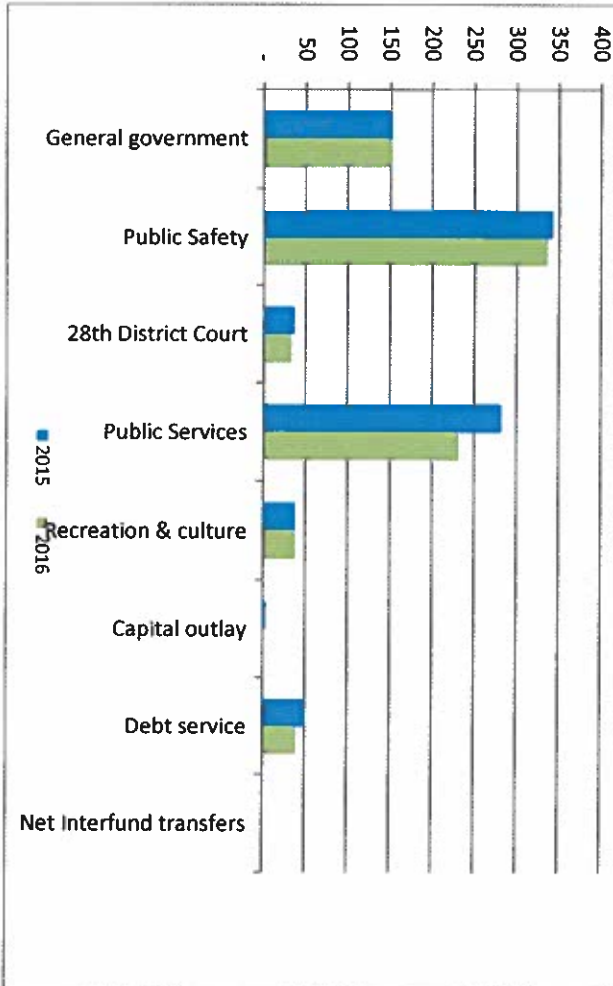
1. Where we spend our money (all governmental funds)



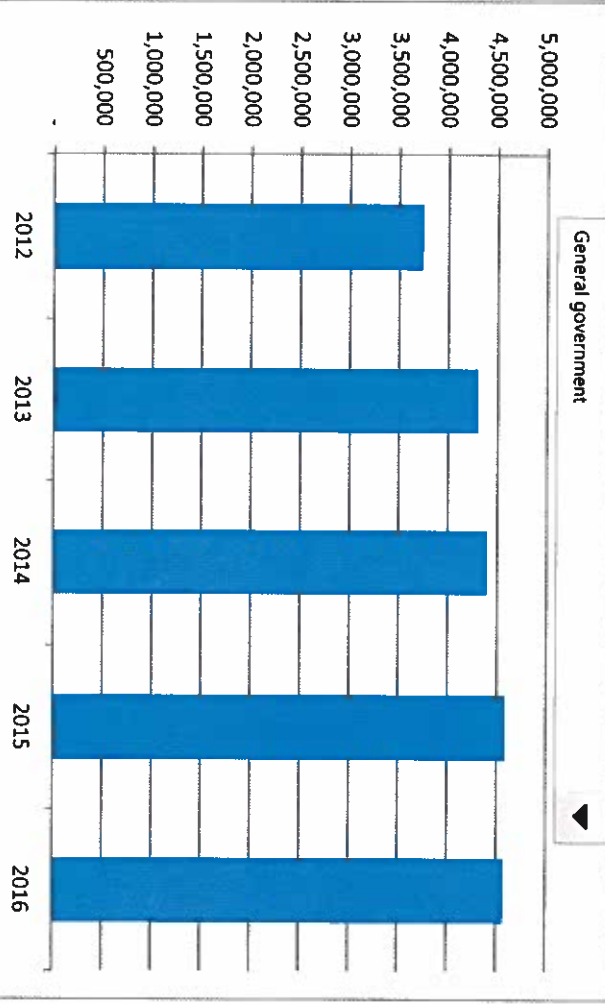
2. Compared to the prior year

	2015	2016	% change
General government	\$ 4,582,478	\$ 4,571,171	0%
Police & fire	10,304,518	10,102,769	-2%
Roads	1,083,199	983,461	-9%
Other public works	8,474,397	6,948,863	-18%
Recreation & culture	1,119,413	1,142,390	2%
Capital outlay	104,243	32,017	-69%
Debt service	1,454,039	1,204,351	-17%
total expenditures	<u>\$ 27,122,287</u>	<u>\$ 24,985,022</u>	-8%

3. Spending per capita - compared to the prior year



4. Historical trends of individual departments:

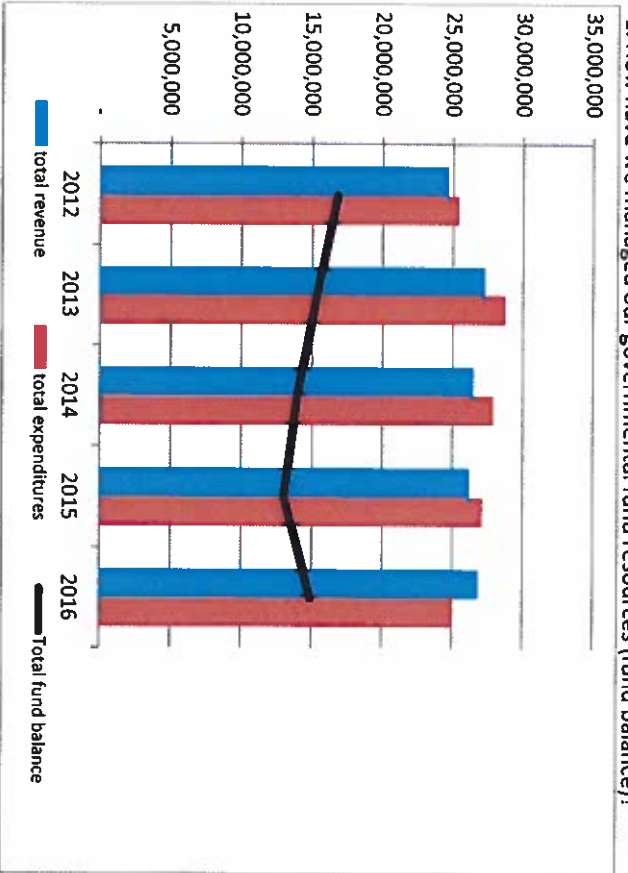


Commentary:

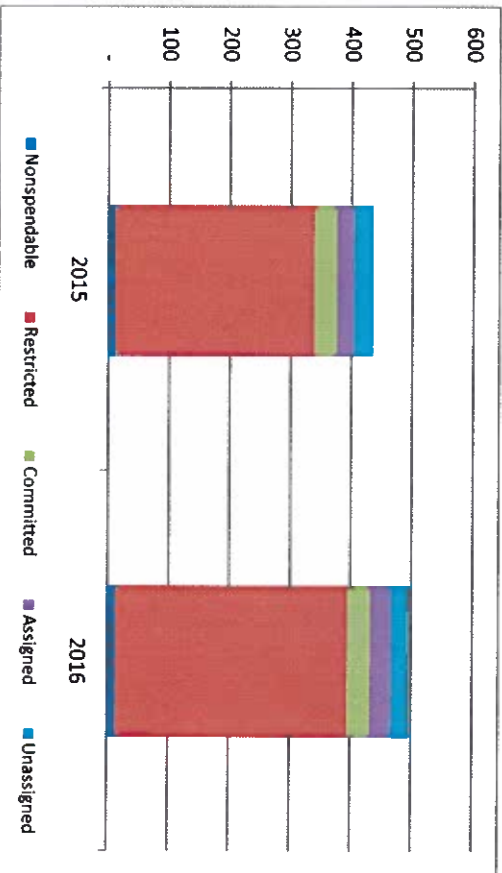
For more information on our unit's finances, contact David Angleri at (734) 258-3017.

CITIZENS' GUIDE TO LOCAL UNIT FINANCES - City of Southgate

1. How have we managed our governmental fund resources (fund balance)?



3. Fund balance per capita - compared to the prior year



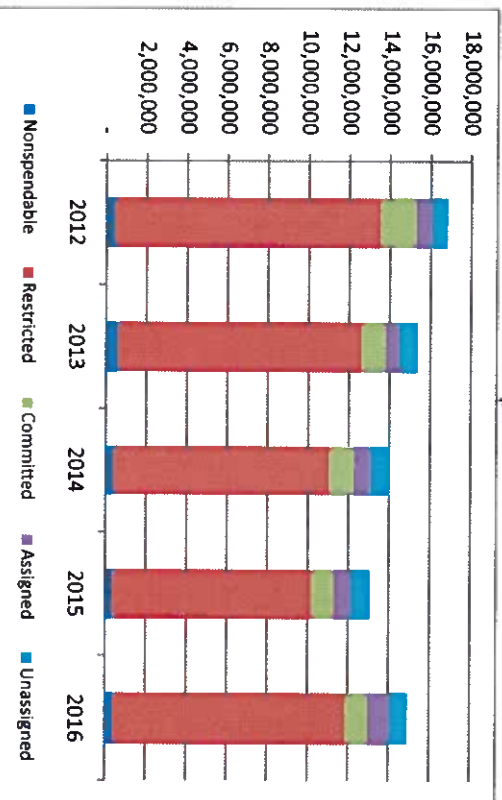
Commentary:

2. Compared to the prior year

	2015	2016	% change
Revenue	26,192,972	26,857,980	3%
Expenditures	27,122,287	24,985,022	-8%
Surplus (shortfall)	(929,315)	1,872,958	-302%
Fund balance, by component:			
Nonspendable	324,590	379,307	17%
Restricted	9,853,106	11,493,101	17%
Committed	1,127,586	1,127,586	0%
Assigned	851,919	1,053,337	24%
Unassigned	911,283	888,111	-3%
total fund balance	11,305,282	12,999,994	15%

FINANCIAL POSITION

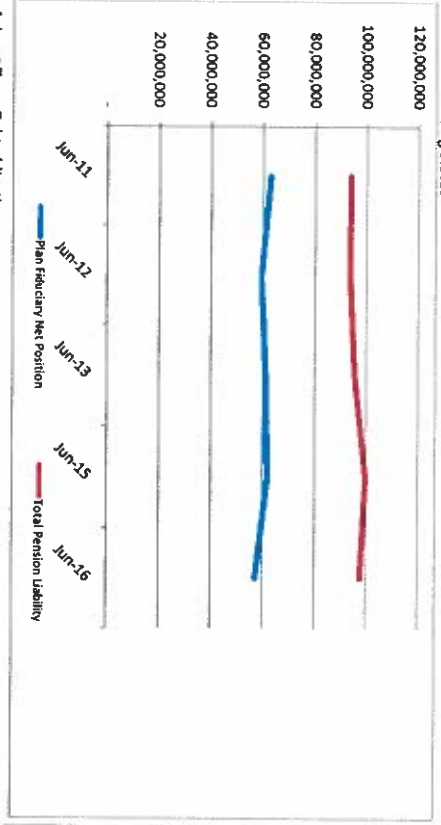
4. Historical trends of individual components



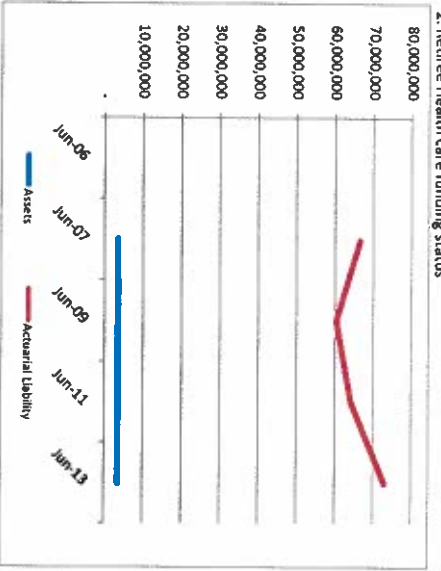
CITIZENS' GUIDE TO LOCAL UNIT FINANCES - City of Southgate

OTHER LONG TERM OBLIGATIONS

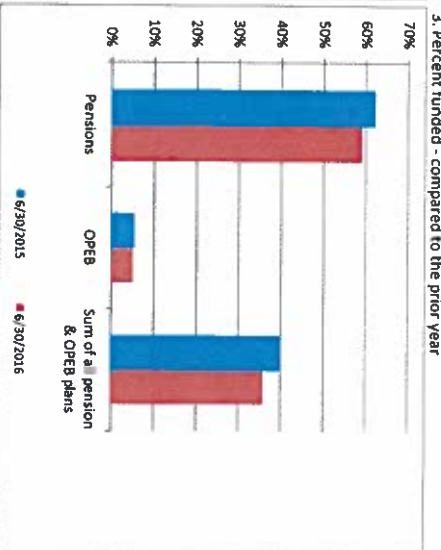
1. Pension funding status



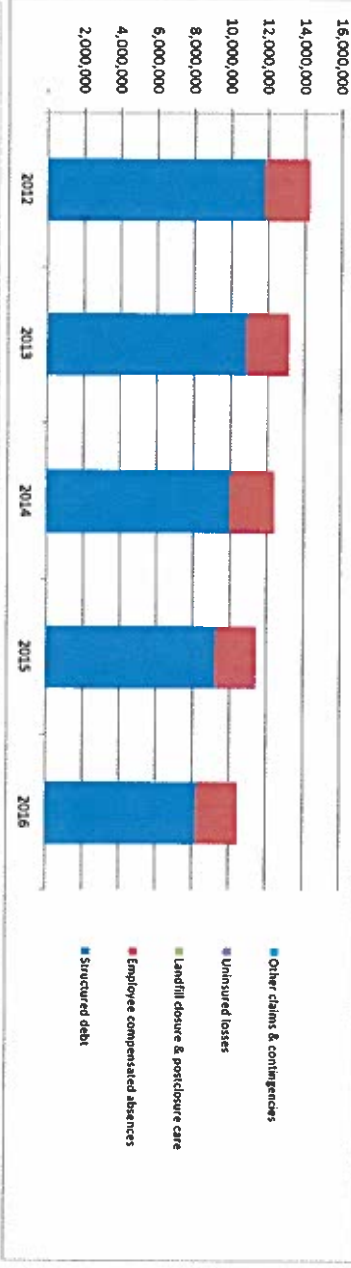
2. Retiree Health care funding status



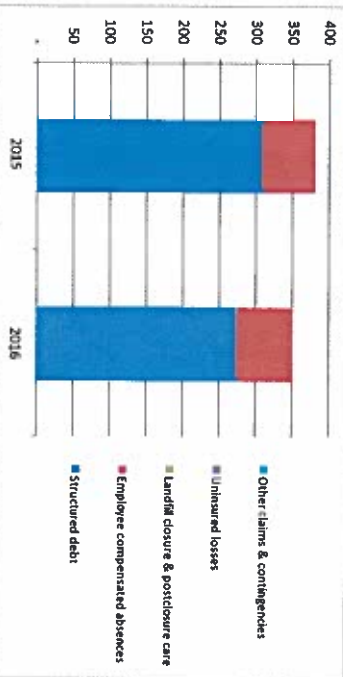
3. Percent funded - compared to the prior year



4. Long Term Debt obligations:



5. Debt & other long term obligations per capita - compared to the prior year



Commentary